

BL1 LIFTING COLUMN

Features & Options:

- Load in push: 2000 N
- Colour: Anodised aluminium
- Protection class: IPX6
- Motor: 24 V DC, 12 V DC
- Built-in dimensions:
 - Standard: 350 mm - stroke length 200 mm, 300 mm, 400 mm
 - Medium: 312 mm - stroke length 324 mm
 - Small: 274 mm - stroke length 248 mm
- Positioning options: Dual hall
- Noise level: 50 dB(A)
- Safety nut: Optional
- Built-in electrical limit switch: Yes
- Exchangeable cable: Minifit - minifit
- Safety factor: >2.5
- Weight: BL1 Standard: 9.8 kg
BL1 Medium: 8.7 kg
BL1 Small: 8.0 kg
- Static bending moment: 500 Nm
- Dynamic bending moment: 250 Nm

Usage:

- Duty cycle: 10%, 2 minutes continuous use followed by 18 minutes not in use
- Usage temperature: + 5 °C to + 40 °C
- Storage temperature: Max 50 °C
- Compatibility: CB6 OBL, CB6 OBF, CB16 and CB20
- Approvals: DSI/EN60601-1

CARELINE[®]
IMPROVING EFFICIENCY



The BL1 is a 3-part lifting column designed to be used for example in Hospital beds, Nursing Home beds, Treatment chairs, Couches and Dental chairs.

The lifting column is compact and has a long stroke length. The 3-part guidance enables an overlap between the individual profiles, which ensures a high degree of stability.

The lifting column has an open spindle actuator with a chain drive inside which is practically noiseless.

Among benefits are:

- Short installation dimension and long stroke length is possible
- High degree of stability
- Low noise level
- Exchangeable cables

Technical specifications:

Motor type	Spindle pitch (mm)	Push max. (N)	*Self-lock min. (N)	Bending moment max. (static) (Nm)	Bending moment max. (dynamic) (Nm)	Built-in-dimension (mm)	Stroke length (mm)	Max. Static pull (N)	
24V	4	2000	2000	248 mm stroke = 500 324 mm stroke = 500 400 mm stroke = 500 300 mm stroke = 750 200 mm stroke = 1000	250	350	400	2000	
12V							300		
									200
						312			
						274	248		
						350	400		
	300								
200									
312	324								
	274	248							
	350	400							
300									
312		324							
	274	248							

Motor type	Spindle pitch (mm)	Typical speed** 0 / full load (CB6 / CB16 OBL)		Typical speed** 0 / full load (CB6 / CB16 OBF)		Typical speed** 0 / full load (CB20)		Stroke (mm)	Typical current at** full load 24V (A)
		(mm/s)		(mm/s)		(mm/s)			
24V	4	18	9	19	10	19	12	248	4.8-5
								324	4.0 - 4.4
								400	3.8 - 4.0

Motor type	Spindle pitch (mm)	Typical speed** 0 / full load (12V stabilized power supply)		Typical current at** full load 12V (A)
		(mm/s)		
12V	4	21	12	9
	9	46	24	7

BL1

Ordering example:

BL1	4	1	H	A	0	1	400	A	
									Built-in dimension:
									A = 350 mm Standard B = 312 mm Medium C = 274 mm Small
									Stroke:
									200 mm, 300 mm, 400 mm (BID = 350 mm) = A, Standard 324 mm (BID = 312 mm) = B, Medium 248 mm (BID = 274 mm) = C, Small
									Motor:
									1 = Standard 24V DC 2 = 12V DC
									Safety option:
									0 = Standard 1 = Safety nut, push
									Colour:
									A = Anodized aluminium B = Anodized aluminium and painted top and bottom plate (RAL7035) C = Anodized aluminium and el-zinc plated top- and bottom plate
									Positioning:
									1 = Endstop H = Endstop and dual hall
									IP degree:
									1 = IPx6
									Spindle:
									4 = 4 mm pitch 9 = 9 mm pitch (12V DC only)
									Type:
									BL1

Note: Please note that it is not necessary to choose the "safety nut" in order to comply with applicable standards. The BL1 lives up to applicable standards without the "safety nut". It can of course be chosen as a USP or KSF.

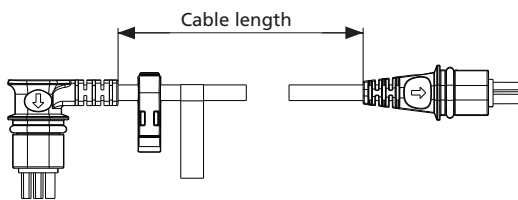
The following cables are available: (Colour RAL 7035)

Cables for Hall CB20 functionality:

00914657-1250 with 2 minifit plugs

00914657-2500 with 2 minifit plugs

The above cables can also be used without Hall functionality.

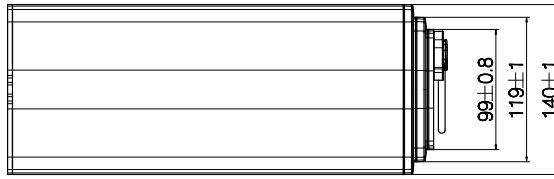


Drawing no.:00914657

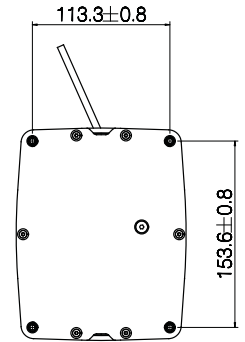
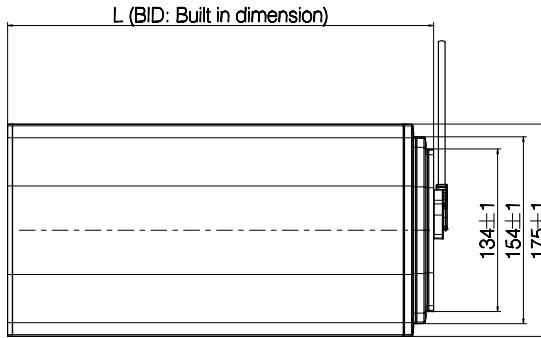
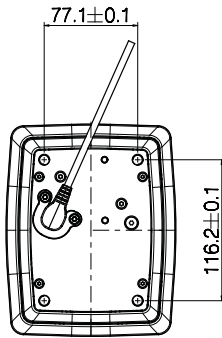
Sales Kit:

- Cable lock kit: 0808040
- Endplate kit: 0808041

Dimensions:



BID	L (mm)
A	274±4
B	312±4
C	350±4



Terms of use

The user is responsible for determining the suitability of LINAK products for specific application. LINAK takes great care in providing accurate and up-to-date information on its products. However, due to continuous development in order to improve its products, LINAK products are subject to frequent modifications and changes without prior notice. Therefore, LINAK cannot guarantee the correct and actual status of said information on its products. While LINAK uses its best efforts to fulfil orders, LINAK cannot, for the same reasons as mentioned above, guarantee the availability of any particular product. Therefore, LINAK reserves the right to discontinue the sale of any product displayed on its website or listed in its catalogues or other written material drawn up by LINAK. All sales are subject to the Standard Terms of Sale and Delivery for LINAK. For a copy hereof, please contact LINAK.