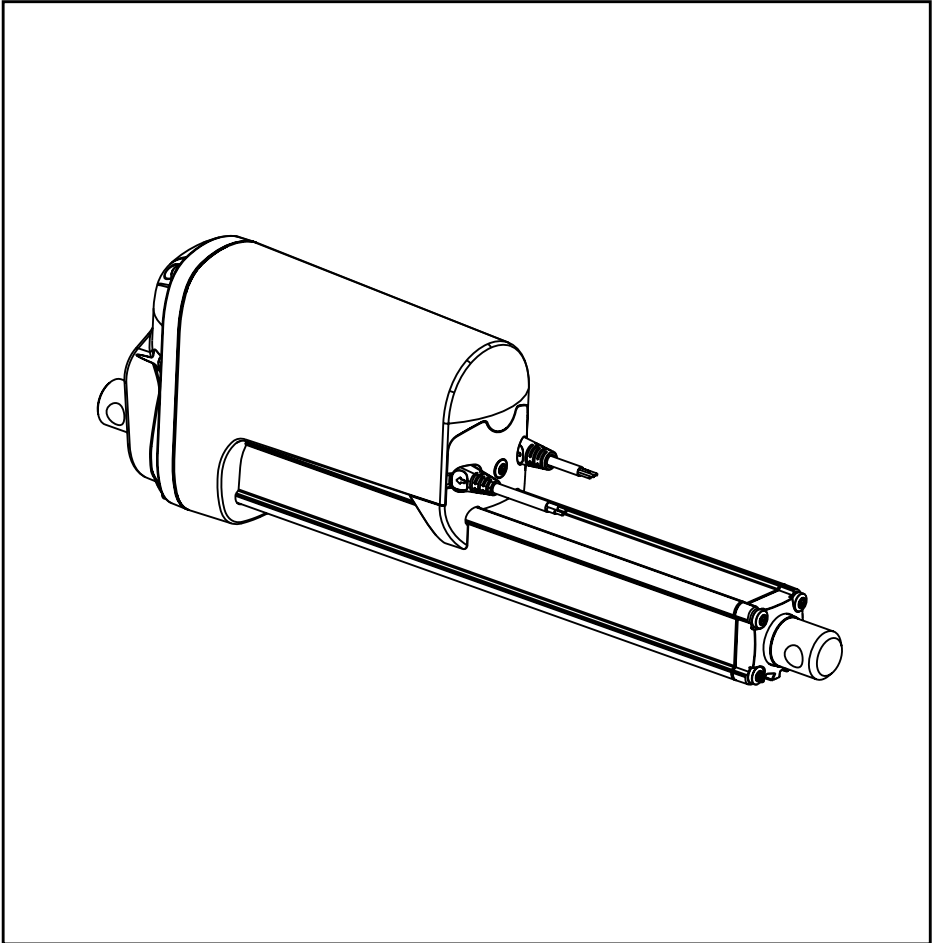


LA36 ACTUATOR



Contents

Preface	4
Safety instructions	5
Declarations of conformity	6
Warranty	9
Maintenance	9
Specifications	10
Mounting guidelines	11
Applications hints	12
Manual hand crank	12
Electrical installation	13
Motor connection	13
Connection of LA36 with CS16	15
Troubleshooting	15
Mounting of cables	16
Accessories	16
Drawings (dimensions)	17
Main groups of disposal	18
Label	18
Addresses	20

Preface

We are delighted that you have chosen a product from LINAK. LINAK systems are high-tech products based on many years of experience in the manufacture and development of actuators, electronic control boxes, controls and chargers. We are also constantly improving our products to meet customer requirements.

This user manual will tell you how to install, use, and maintain your LINAK LA36 actuator.

We are sure that the LA36 actuator will give you a problemfree operation. Before our products leave the factory they undergo full function and quality testing. Should you nevertheless experience problems with your LINAK products, you are always welcome to contact our service departments or service centres.

Most LINAK subsidiaries have authorised service centres, which are always ready to help you.

LINAK provides a warranty on all its products. This warranty, however, is subject to correct use in accordance with the specifications, maintenance being done correctly and any repairs being carried out at a service centre, which is authorised to repair LINAK products.

LINAK A/S

Safety instructions



Please read the following safety information carefully.

Ensure that all staff who are to connect, mount, or use the actuator are in possession of the necessary information and that they have access to this user manual.

Before you start mounting/dismounting, ensure that the following points are observed:

- The actuator is not in operation.
- The mains current supply is switched off and the plug has been pulled out.
- The actuator is free from loads that could be released during this work.

Before you put the actuator into operation, check the following:

- The actuator is correctly mounted as indicated in the relevant user instructions.
- The equipment can be freely moved over the actuator's whole working area.
- The actuator is connected to a mains electricity supply/transformer with the correct voltage and which is dimensioned and adapted for the actuator in question.

During operation

- Listen for unusual sounds and watch out for uneven running. Stop the actuator immediately if anything unusual is observed.

When the equipment is not in use:

- Switch off the mains supply or pull out the plug in order to prevent unintentional operation.

Classification:

The equipment is not suitable for use in the presence of a flammable anaesthetic mixture with air or with oxygen or nitrous oxide.

Important information

Information about the actuators is described under the following two headings:



Warning!

Failing to follow these instructions can cause accidents resulting in serious personal injury.



Failing to follow these instructions can result in the actuator suffering damage or being ruined.

DECLARATION OF CONFORMITY

LINAK A/S
Smedevænget 8
DK - 6430 Nordborg

hereby declares that LINAK Actuator Systems composed of:

12 V Battery and Linear Actuator 36xxxxxxxx*xx (* = 1 or A),

complies with the EMC-directive 89/336/EØF according to the standards
EN 61000-6-4:2001 (Electromagnetic compatibility, industry, emission)
EN 61000-6-2:2001 (Electromagnetic compatibility, industry, immunity)
EN 61000-6-3:2001 (Electromagnetic compatibility, residential, commercial
and light-industry, emission)
EN 61000-6-1:2001 (Electromagnetic compatibility, residential, commercial
and light-industry, immunity)

Machinery Directive 98/37/EC Attachment IIB: LINAK A/S prohibit that the actuator system is put into service until the machinery into which the actuator system is to be incorporated has been declared in conformity with the provisions of all relevant directives

Date: 2005-05-13

Signature:

(Hans Schou Christensen)

DECLARATION OF CONFORMITY

LINAK A/S
Smedevænget 8
DK - 6430 Nordborg

hereby declares that LINAK Actuator Systems composed of:

24 V Battery and Linear Actuator 36xxxxxxxx*xx (* = 2 or B),

complies with the EMC-directive 89/336/EØF according to the standards
EN 61000-6-4:2001 (Electromagnetic compatibility, industry, emission)
EN 61000-6-2:2001 (Electromagnetic compatibility, industry, immunity)
EN 61000-6-3:2001 (Electromagnetic compatibility, residential, commercial
and light-industry, emission)
EN 61000-6-1:2001 (Electromagnetic compatibility, residential, commercial
and light-industry, immunity)

Machinery Directive 98/37/EC Attachment IIB: LINAK A/S prohibit that the
actuator system is put into service until the machinery into which the actuator
system is to be incorporated has been declared in conformity with the
provisions of all relevant directives

Date: 2005-05-13

Signature:


(Hans Schou Christensen)

DECLARATION OF CONFORMITY

LINAK A/S
Smedevænget 8
DK - 6430 Nordborg

hereby declares that LINAK Actuator Systems composed of:


36 V Battery and Linear Actuator 36xxxxxxxx*xx (* = 3 or C),

complies with the EMC-directive 89/336/EØF according to the standards
EN 61000-6-4:2001 (Electromagnetic compatibility, industry, emission)
EN 61000-6-2:2001 (Electromagnetic compatibility, industry, immunity)
EN 61000-6-3:2001 (Electromagnetic compatibility, residential, commercial
and light-industry, emission)
EN 61000-6-1:2001 (Electromagnetic compatibility, residential, commercial
and light-industry, immunity)

Machinery Directive 98/37/EC Attachment IIB: LINAK A/S prohibit that the
actuator system is put into service until the machinery into which the actuator
system is to be incorporated has been declared in conformity with the
provisions of all relevant directives

Date: 2005-08-24

Signature:



(Hans Schou Christensen)

Misc. on the TECHLINE™ actuator system

Warranty

There is a 12 months' warranty on the TECHLINE products against manufacturing faults calculated from the production date of the individual products (see label). LINAK's warranty is only valid in so far as the equipment has been used and maintained correctly and has not been tampered with. Furthermore the actuator must not be exposed to violent treatment. In the event of this, the warranty will be ineffective/invalid. For further details, please see LINAK A/S ordinary conditions of sale.

Maintenance

- The actuator must be cleaned at regular intervals to remove dust and dirt and inspected for mechanical damages or wear.
- Inspect attachment points, wires, piston rod, cabinet and plug, as well as check that the actuator functions correctly.
- The actuator is a closed unit and requires no internal maintenance.
- To ensure that the pregreased inner tube remains lubricated the actuator must only be washed down when the piston rod is fully retracted.



Warning!

If irregularities are observed, the actuator must be replaced.

Specifications

Motor:	Permanent magnet motor 12, 24 or 36V
Motor protection:	Automatic protection resets thermal overload
Cable:	Motor: 2 x 14 AWG PVC cable Control: 6 x 20 AWG PVC cable
Gear ratio:	3 different gear ratios available in steel (2600 N/1700 N, 4500 N, and 6800 N)
Slip clutch:	Mechanical - overload protection through an integrated slip clutch is optional adjusted to 1.2-1.4 times max. load
Brake:	Integrated brake ensures a high self locking ability. The brake is deactivated when the actuator is powered in order to obtain a high efficiency
Hand crank:	As a standard feature the actuator can be operated manually
Housing:	The housing is made of casted aluminium, coated for use outdoor and in harsh conditions
Spindle part:	Outer tube: Extended aluminium anodized Inner tube: Stainless steel AISi304/SS2333 Acme spindle: Trapezoidal spindle with high efficiency
Temperature range:	- 30° C to +65° C - 22° F to +150° F Full performance +5° C to +40° C
End play:	2 mm maximum
Weather protection:	Rated IP 66 for outdoor use. Furthermore the, actuator can be washed down by a high pressure cleaner.

Mounting guidelines

LINAK® linear actuators are quickly and easily mounted by slipping pins through the holes on each end of the units and into brackets on the machine frame and the load.

The mounting pins must be parallel to each other as shown in Figure 1. Pins, which are not parallel to each other, may cause the actuator to bind and be damaged.

The load should act along the stroke axis of the actuator since off centre loads may cause bending and lead to premature failure. See Figure 2.

Make sure the mounting pins are supported in both ends. Failure to do so could shorten the life of the actuator. Cantilever mounts are unacceptable.

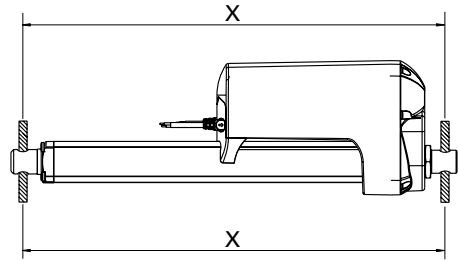


Figure 1

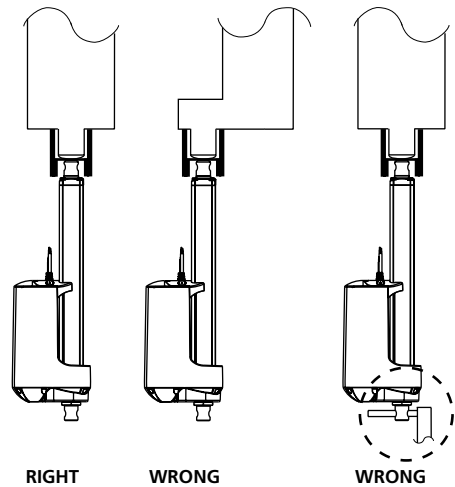


Figure 2



Warning!

If the actuator is used for pull in an application where personal injury can occur, the following is valid:

It is the application manufacturer's responsibility to incorporate a suitable safety arrangement, which will prevent personal injury from occurring, if the actuator should fail.



Warning!

LINAK's actuators are not constructed for use within the following fields:

- Offshore installations
- Aeroplanes and other aircraft
- Explosive environments
- Nuclear power generation

Application hints:

The actuator is weather protected for use in outdoor applications. The actuator can be washed down with a high pressure cleaner, but it should not be used under water.

Optionally the actuator is overload protected with a slip clutch. The clutch will slip when the load exceed approx. 1.2 - 1.4 times the actuators rating.

The duty cycle at max. load is 20% on time. This means if the actuator runs continuously for 20 seconds it must remain off for 80 seconds before operating again.

Manual hand crank

The manual hand crank can be used in the case of power failure.



The cover over the Allen key socket must be unscrewed before the Allen key can be inserted and the Hand Crank operated.

Hand Crank Torque: 6 - 8 Nm (2600 N – 6800 N load)

Piston Rod movement per turn	Gear A = 10.5 mm
	Gear B = 6.0 mm
	Gear C = 4.0 mm

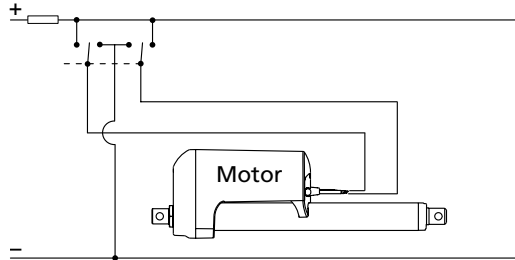


Note: The power supply has to be disconnected during manual operation.

Electrical installation

Motor connection

Wiring: The actuator direction (forward, reverse) is controlled with a doublethrow switch with the centre position "off".

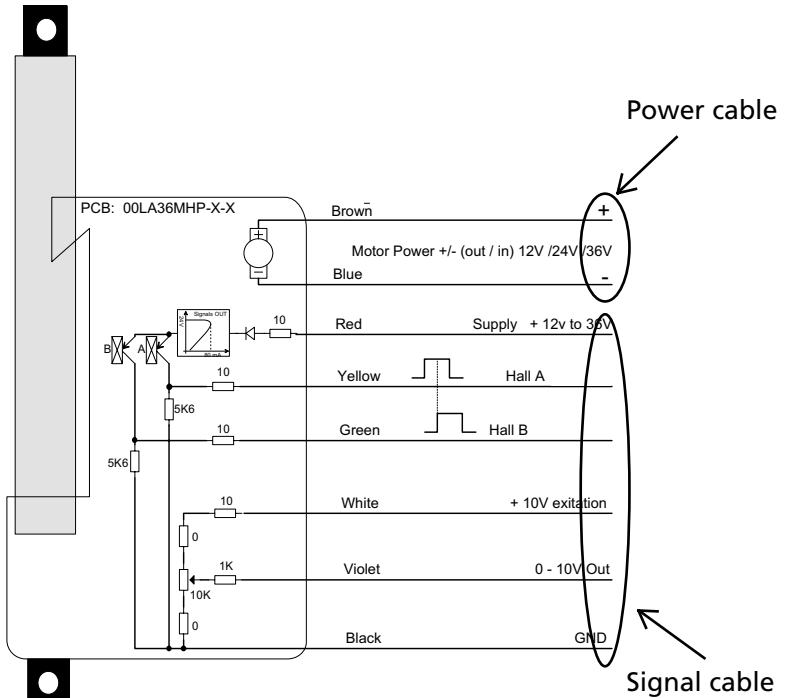


Actuation

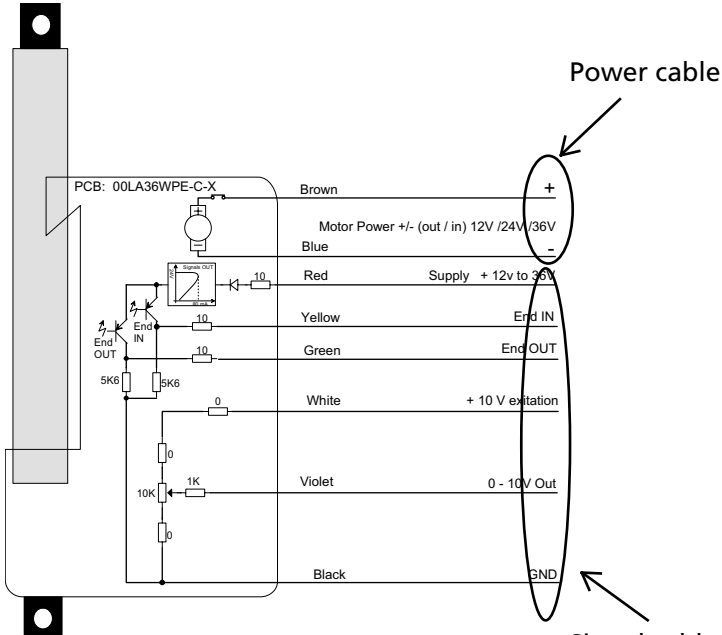
To extend the actuator, connect brown to positive and blue to negative.

To retract the actuator, connect blue to positive and brown to negative.

Connections diagram: For 36xxxx+0H/Pxxxxxx and 36xxxx+1H/Pxxxxxx

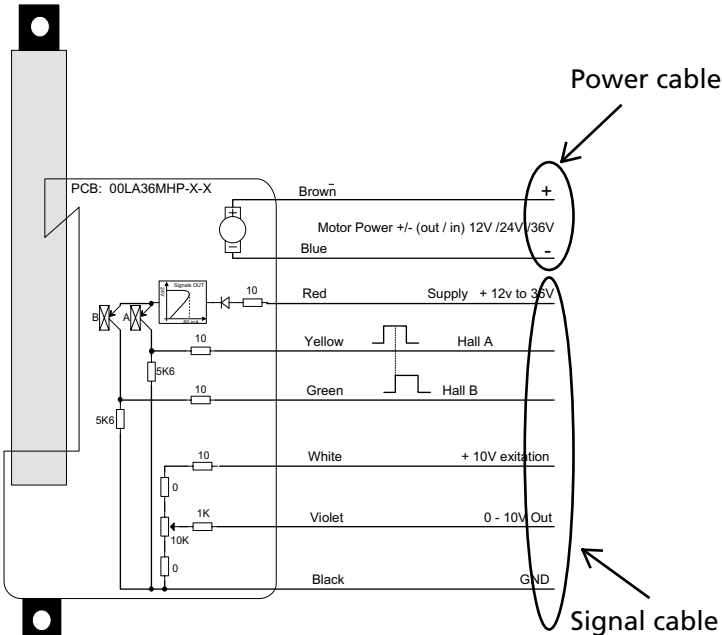


Connections diagram: For 36xxxx+ 2Pxxxxxx and 36xxxx+20xxxxxx:

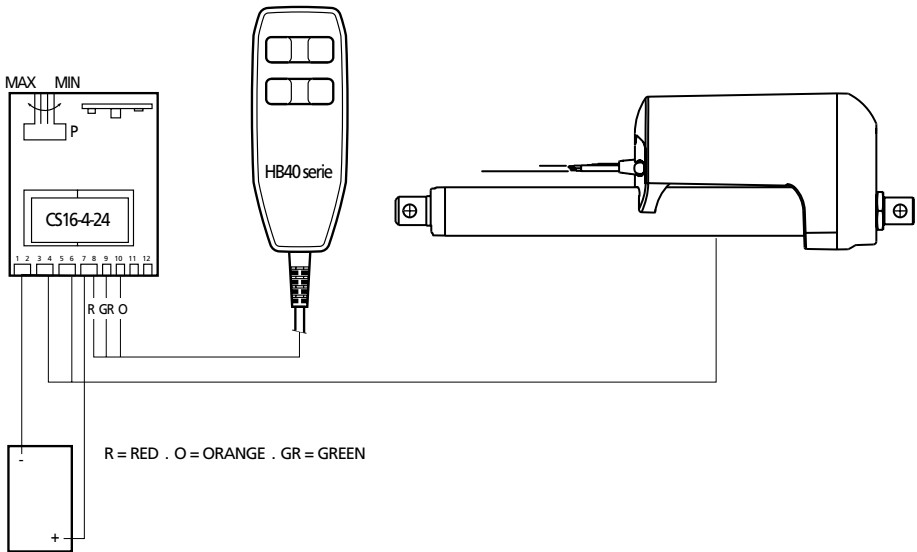


Note:
If you wish to use the end-stop signals, you will have to keep power on the brown and blue wires, otherwise the signal will be lost.

Connections diagram: For 36xxxx+2Hxxxxxx



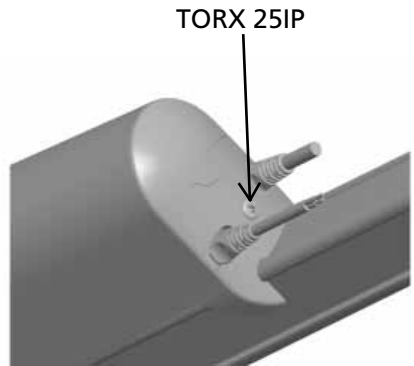
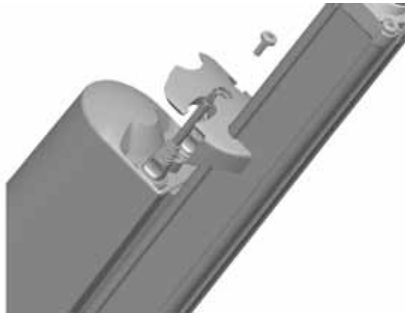
Connection of LA36 with CS16



Troubleshooting

Symptom	Possible cause	Action
No motor sound or movement of piston rod	<ul style="list-style-type: none"> The actuator is not connected to the power supply Cable damaged 	<ul style="list-style-type: none"> Connect the actuator to the power supply Change cable Send actuator for repair
Excessive electricity consumption	<ul style="list-style-type: none"> Misalignment or overload in application 	<ul style="list-style-type: none"> Align or reduce load Send actuator for repair
Motor runs but spindle does not move	<ul style="list-style-type: none"> Gear wheel or spindle damaged 	<ul style="list-style-type: none"> Send actuator for repair
Actuator cannot lift full load	<ul style="list-style-type: none"> Clutch is worn Motor is damaged 	<ul style="list-style-type: none"> Send actuator for repair
No signal from potentiometer or hall effect sensor	<ul style="list-style-type: none"> Cable damaged Potentiometer damaged 	<ul style="list-style-type: none"> Change cable Send actuator for repair
Motor runs too slowly or does not give full force	<ul style="list-style-type: none"> Insufficient power supply Voltage drop in cable 	<ul style="list-style-type: none"> Increase power supply Thicker cable
Actuator cannot hold the chosen load	<ul style="list-style-type: none"> Load is higher than specified 	<ul style="list-style-type: none"> Reduce load

Mounting of cables



- Unscrew the cover and remove the two blind plugs
- Plug in the power cable and/or the signal cable
- Slide the cover onto the actuator.
The torque of the cover screw is +/- 0,3 Nm

Accessories

Cables:

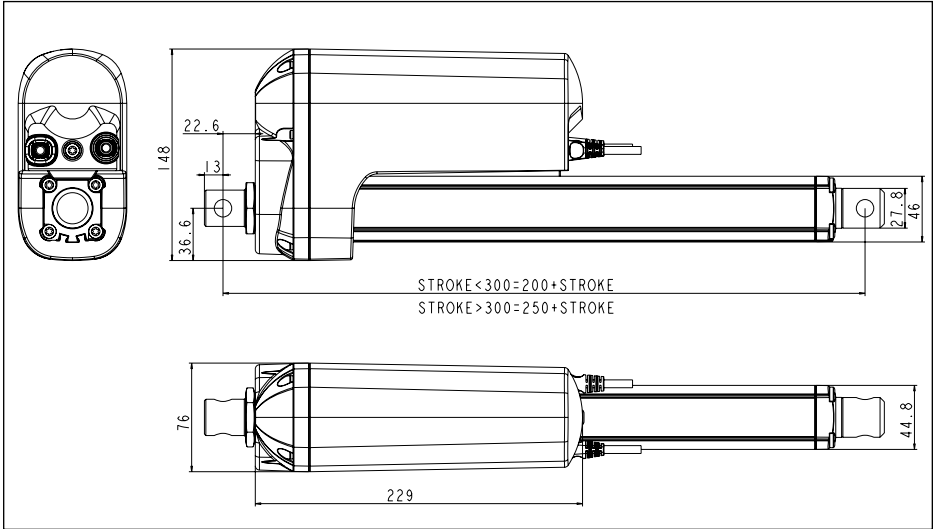
Power cables (Ordered separately)	Order no.
1.5 m cable	0367002-1500
5 m	0367002-5000
0.2 m cable (AMP connectors)	0367006

Signal cable (Ordered separately)	Order no.
1.5 m cable	0367003-1500
5 m	0367003-5000

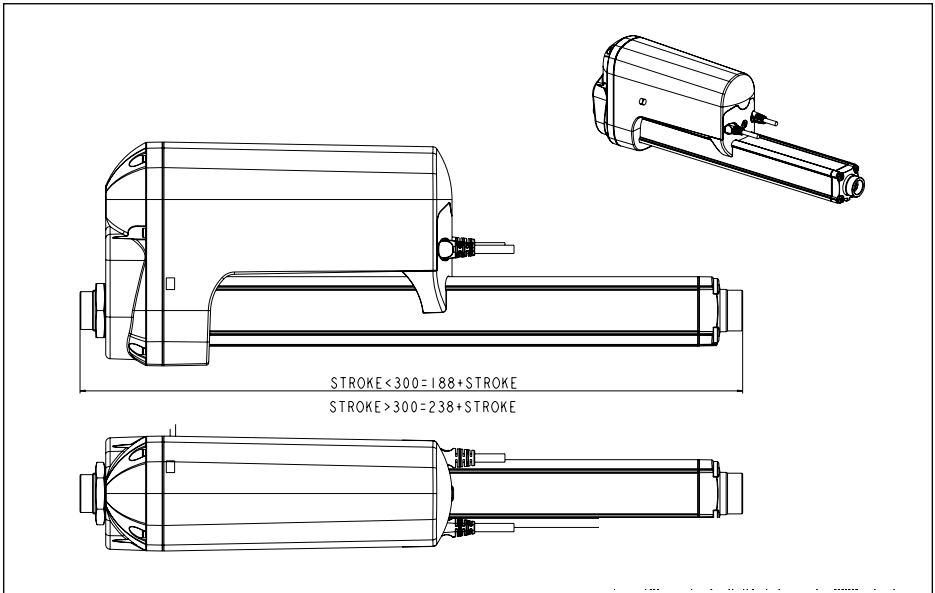
DRAWING APPENDIX

TECHLINE™ LA36:

LA36



LA36 with adapter



Main groups of disposal

Product	Metal scrap	Cable scrap	Electronic scrap	Plastic recycling or combustion
LA36	X	X	X	X

LINAK's products may be disposed of, possibly by dividing them into different waste groups for recycling or combustion.

We recommend that our product is disassembled as much as possible at the disposal and that you try to recycle it. As examples of main groups within sorting of waste we can mention the following:

Metal scrap

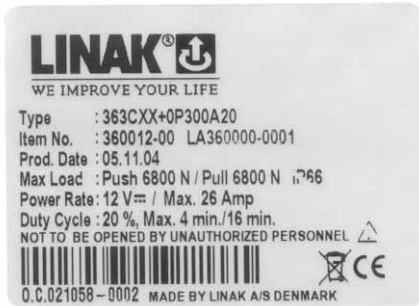
Plastic scrap

Cable scrap

Combustible material and collection for recoverable resources.

Some of these main groups can be sub-divided into groups e.g. metal can be divided into steel and aluminium or plastic can be divided into ABS and PP.

Label for LA36



FACTORIES**DENMARK**

LINAK A/S
Group Headquarters Guderup
Phone: +45 73 15 15 15
Fax: +45 74 45 80 48
Fax (Sales): +45 74 45 90 10
E-mail: info@linak.com
www.linak.com

USA

LINAK U.S. Inc.
North and South American Headquarters
Phone: +1 502 253 5595
Fax: +1 502 253 5596
E-mail: info@linak-us.com
www.linak-us.com

SUBSIDIARIES**AUSTRALIA**

LINAK Australia Pty Ltd
Phone: +61 3 8796 9777
Fax: +61 3 8796 9778
E-mail: sales@linak.com.au
www.linak.com.au

BELGIUM & LUXEMBOURG

LINAK Actuator-Systems NV/SA
Phone: +32 (0)9 230 01 09
Fax: +32 (0)9 230 88 80
E-mail: info@linak.be
www.linak.be

BRAZIL

LINAK do Brasil Comércio de
Atuadores Ltda.
Phone: +55 (11) 6832 - 7070
Fax: +55 (11) 6832 - 7060
E-mail: linakbrasil@ig.com.br
www.linak.com.br

CANADA

LINAK Canada Inc.
Phone: +1 905 821 - 7727
Fax: +1 905 821 - 4281
E-mail: info@linak.ca
www.linak.ca

CHINA

LINAK (Shenzhen) Actuator Systems, Ltd.
Phone: +86 755 8351 6920
Fax: +86 755 8351 6751
E-mail: mgj@linak.cn
www.linak.cn

CZECH REPUBLIC

LINAK C&S S.R.O.
Phone: +420581741814
Fax: +420581702452
E-mail: ponizil@linak.cz
www.linak.cz

DENMARK

LINAK Danmark A/S
Phone: +45 86 80 36 11
Fax: +45 86 82 90 51
E-mail: linak@linak-silkeborg.dk
www.linak.dk

FINLAND

LINAK OY
Phone: +358 9 8700 130
Fax: +358 9 8700 1355
E-mail: linak@linak.fi
www.linak.fi

FRANCE

LINAK FRANCE S.A.R.L.
Phone: +33 (0) 2 41 36 34 34
Fax: +33 (0) 2 41 36 35 00
E-mail: linak@linak.fr
www.linak.fr

GERMANY

LINAK GmbH
Phone: +49 6043 9655 0
Fax: +49 6043 9655 60
E-mail: info@linak.de
www.linak.de

INDIA

LINAK A/S India Liaison Office
Phone: +91 80 2212 0015
Fax: +91 80 2207 2186
E-mail: info@linak.in
www.linak.in

IRELAND

LINAK UK Limited
Phone: +44(0)121 544 2211
Fax: +44(0)121 544 2552
E-mail: stephen@linak.co.uk
www.linak.co.uk

ITALY

LINAK ITALIA S.r.l.
Phone: +39 02 48 46 33 66
Fax: +39 02 48 46 82 52
E-mail: info@linak.it
www.linak.it

JAPAN

LINAK K.K.
Phone: 81 45 533 0802
Fax: 81 45 533 0803
E-mail: linak@linak.jp
www.linak.jp

MALAYSIA

LINAK A/S Asian Representative Office
Phone: +60 4 210 6500
Fax: +60 4 226 8901
E-mail: info@linak-asia.com
www.linak-asia.com

NETHERLANDS

LINAK Actuator-Systems B.V.
Phone: +31 76 5 42 44 40
Fax: +31 76 5 42 61 10
E-mail: info@linak.nl
www.linak.nl

NEW ZEALAND

LINAK New Zealand Ltd.
Phone: 0064 9272 4411
Fax: 0064 9272 4477
E-mail: nzsales@linak.com.au
www.linak.co.nz

NORWAY

LINAK Norge AS
Phone: +47 32 82 90 90
Fax: +47 32 82 90 98
E-mail: info@linak.no
www.linak.no

POLAND

LINAK Poland
Phone: +48 32 246 08 08/09
Fax: +48 32 247 19 77
E-mail: wsb@linak.pl
www.linak.pl

SPAIN

LINAK Actuadores S.L.
Phone: +34 93 588 27 77
Fax: +34 93 588 27 85
E-mail: linactact@linak.es
www.linak.es

SWEDEN

LINAK Scandinavia AB
Phone: +46 8 732 20 00
Fax: +46 8 732 20 50
E-mail: info@linak.se
www.linak.se

SWITZERLAND

LINAK AG
Phone: +41 43 388 31 88
Fax: +41 43 388 31 87
E-mail: info@linak.ch
www.linak.ch

TAIWAN

LINAK A/S Taiwan Representative Office
Phone: +886 2 2713 2007
Fax: +886 2 2718 2141
E-mail: info@linak.com.tw
www.linak-asia.com

TURKEY

LINAK A/S Turkey Representative Office
Phone: +90 312 4726338 - 59
Fax: +90 312 4726635
E-mail: voz@linak.com.tr
www.linak.com.tr

UNITED KINGDOM

LINAK UK Limited
Phone: +44(0)121 544 2211
Fax: +44(0)121 544 2552
E-mail: sales@linak.co.uk
www.linak.co.uk

DISTRIBUTORS**ARGENTINA**

NOVOTEC ARGENTINA SRL
Phone: +[54] (11) 4303 - 8900/89
Fax: +[54] (11) 4032 - 0184
E-mail: info@novotecargentina.com
www.novotecargentina.com

INDONESIA

PT. HIMALAYA EVEREST JAYA
Phone: +6 221 544 9556 / 65
Fax: +6 221 619 4658 / 1925
E-mail: hejplastic-div@centrin.net.id

ISRAEL

Elsar Ltd.
Phone: +972 3 6438 490
Fax: +972 3 6438 574
E-mail: info@elsar.com
www.linak.co.il

RUSSIAN FEDERATION

000 FAM
Phone: +7 812 3319333
Fax: +7 812 3271454
E-mail: purchase@fam-drive.ru
www.fam-drive.ru

SINGAPORE

SERVO DYNAMICS PTE.Ltd.
Phone: +65 6844 0288
Fax: +65 6844 0070
E-mail: servodynamics@servo.com.sg
www.servo.com.sg

SOUTH KOREA

UNITEK ENG.
Phone: +82 2 567 0888
Fax: +82 2 3453 1177
E-mail: unitekeng@unitekeng.co.kr
www.unitekeng.co.kr

UNITED ARAB EMIRATES

HydroLink
Phone: +971 6 528 0801
Fax: +971 6 528 0830
E-mail: hydroLink@emirates.net.ae
www.hydroLinkuae.com

The user is responsible for determining the suitability of LINAK® products for a specific application.

LINAK A/S takes great care in providing accurate and up-to-date information on its products. However, due to continuing developments in order to improve its products, LINAK products are subject to frequent modifications and changes without prior notice. Therefore, LINAK cannot guarantee the correct and actual status of said information on its products. While LINAK uses its best efforts to fulfil orders, LINAK cannot, for the same reasons as mentioned above, guarantee the availability of any particular product. Therefore, LINAK reserves the right to discontinue the sale of any product displayed on its website or listed in its catalogues or other written material drawn up by LINAK.

All sales are subject to the Standard Terms of Sale and Delivery for LINAK A/S. For a copy hereof, please contact LINAK.



WE IMPROVE YOUR LIFE